

B900Type

KH56

New

1.8°/step

□ 56mm



SINGLE SHAFT

MODEL
KH5640-B95101
KH5640-B95201
KH5652-B95101
KH5652-B95201
KH5674-B95101
KH5674-B95201

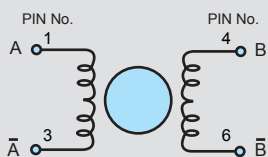
OPTION

56B9(6)LBS300



Antriebstechnik GmbH
 Starkenburgstr. 6 * 64546 Mörfelden
 Tel.:06105 24044 * Fax:06105 25593
 info@color-technik.net
www.color-technik.net

CONNECTION DIAGRAMS



PHR-6 (PIN NO.)	1	3	4	6
PHASE	A	Ā	B	B̄
COLOR OF LEAD	RED	BLUE	YELLOW	WHITE

CW viewed from rotor shaft when using the following sequence diagram.

EXCITATION SEQUENCE

PHASE	1	2	3	4
A	+	+	-	-
B	-	+	+	-
Ā	-	-	+	+
B̄	+	-	-	+

CONNECTOR SPECIFICATIONS

Maker	JST
Applicable Housing	XHP-6
Applicable Terminal	SXH-001T-P0.6
Lead Wire	AWG#22 , UL3266

FEATURES

- High Torque (Up at Peak time 15 to 20% higher than our previous products)

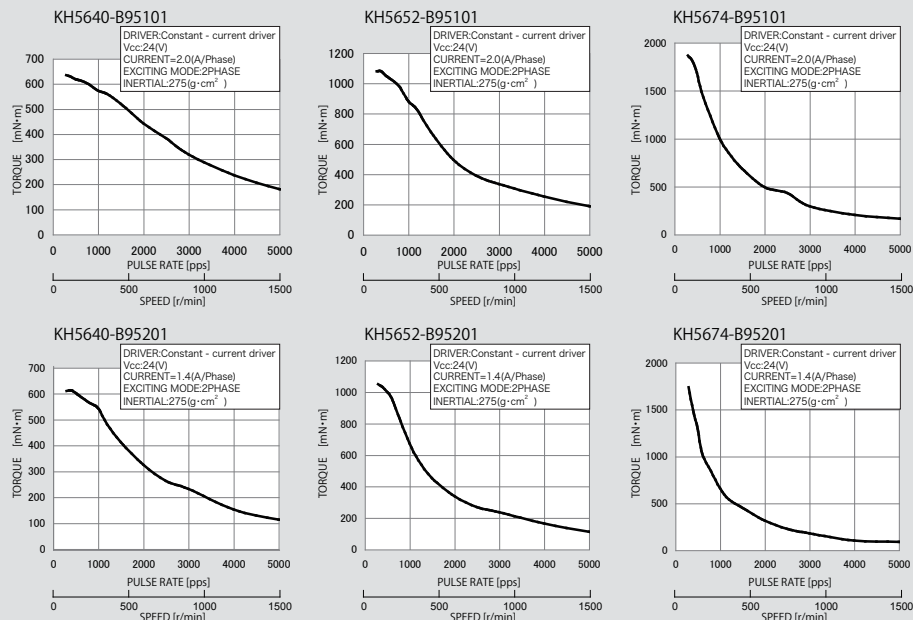
SPECIFICATIONS

STEP ANGLE	VOLTAGE	CURRENT	WINDING RESISTANCE	INDUCTANCE	HOLDING TORQUE (Measured value)	ROTOR INERTIA	MODEL
° /step	V	A/PHASE	Ω/PHASE	mH/PHASE	mN · m	g · cm ²	
1.8	2.4	2.0	1.2	3.1	(780)	170	KH5640-B95101
1.8	3.5	1.4	2.5	6.0	(780)	170	KH5640-B95201
1.8	3.36	2.0	1.68	4.5	(1310)	310	KH5652-B95101
1.8	4.9	1.4	3.5	8.8	(1310)	310	KH5652-B95201
1.8	5.2	2.0	2.6	7.2	(2270)	530	KH5674-B95101
1.8	7.42	1.4	5.3	13.9	(2270)	530	KH5674-B95201

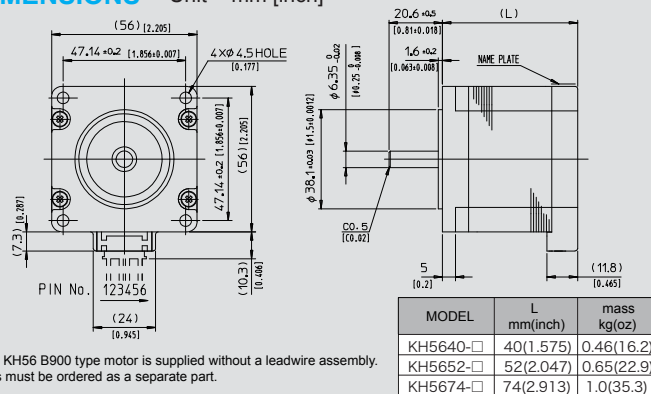
GENERAL SPECIFICATIONS

INSULATION RESISTANCE	500V DC 100MΩ min. (at normal temp.& humidity,between lead and case)
DIELECTRIC STRENGTH	500V AC 50Hz 1min. (at normal temp.& humidity,between lead and case)
AMBIENT TEMP. AND HUMIDITY	-10°C~+50°C, 5%~95%RH (noncondensing)
STORAGE TEMP. AND HUMIDITY	-20°C~+70°C, 5%~95%RH (noncondensing)
TEMPERATURE RISE	70K max (By resistance method)
POSITION ACCURACY	±10%

SPEED-TORQUE CHARACTERISTICS



DIMENSIONS Unit = mm [inch]



The KH56 B900 type motor is supplied without a leadwire assembly. This must be ordered as a separate part.

OPTION (Leadwire Assembly)

MODEL : 56B9(6)LBS300

