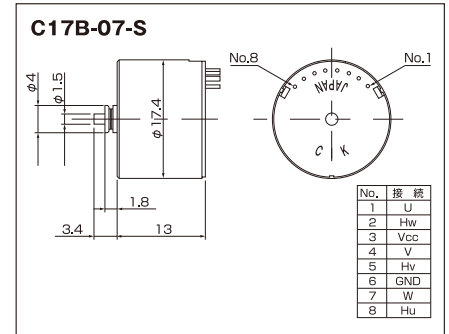
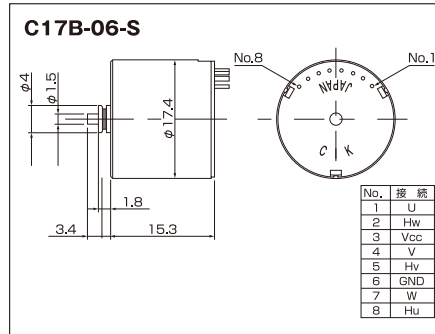
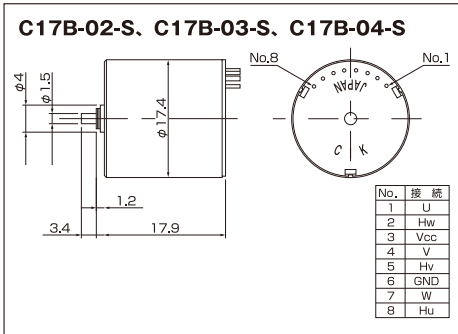




Typical applications

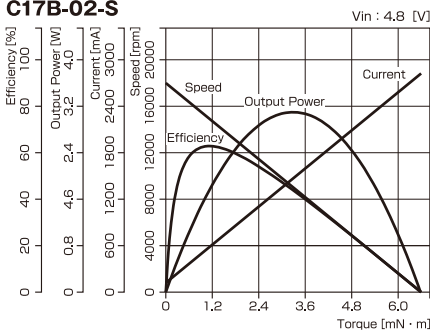
- Radio control
- Robot



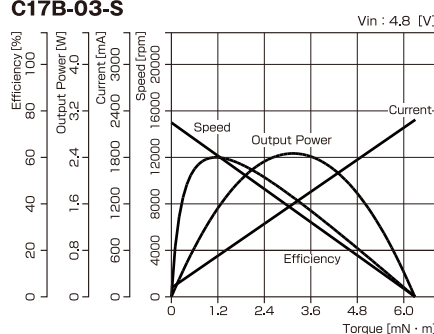
	Rated Voltage	No Load Speed	No Load Current	Stall Current	Terminal Resistance	Stall Torque	Max. Efficiency	Max. Power	Rotor Inertia	Mech.Time Constant	Weight
	V	rpm	mA	mA	Ω	mN · m	%	W	g · cm ²	m · sec	g
C17B-02-S	4.8	18,000	120	2,667	1.8	6.194	62.1	2.92	0.28	8.5	15
C17B-03-S	4.8	15,000	115	2,286	2.1	6.300	60.2	2.47	0.28	7.0	15
C17B-04-S	7.2	19,000	110	1,946	3.7	6.269	58.1	3.12	0.28	8.9	15
C17B-06-S	6.0	19,250	115	2,857	2.1	7.834	63.9	3.95	0.28	7.2	14
C17B-07-S	4.8	17,000	120	2,667	1.8	6.558	62.1	2.92	0.28	7.6	13

Characteristic Curve

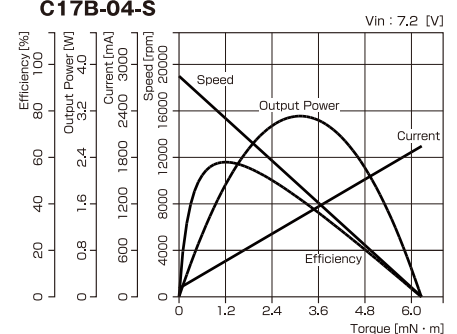
C17B-02-S



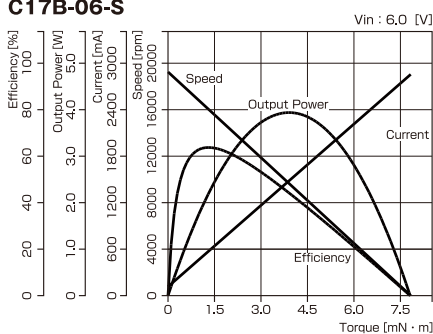
C17B-03-S



C17B-04-S



C17B-06-S



C17B-07-S

