

MS10HY Series: 1.8° - Size 10



- Phases 2
- Steps / Revolution 200
- Step Accuracy ±5%
- Shaft Load (20,000 Hours at 1000 RPM)
 - Axial 15 N (3.4 Lbs.) Push
25 N (5.6 Lbs.) Pull
 - Radial 30 N (6.5 Lbs.) At Flat of Shaft
- IP Rating 40
- Approvals RoHS
- Operating Temp. -20°C to +50°C
- Insulation Class B, 130°C
- Insulation Resistance 100 MegOhms

ANGEBOT ANFORDERN
Bitte hier klicken

MS10HY 2 F 4 052

Basic Motor Length (Max)

- 0 23.5mm(0.92in.)
- 2 33mm(1.3in.)

Electrical Connection

F Front Facing Connector

Winding

Current rating x 100

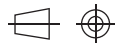
Number of Connections

- 4 4 Lead-Bipolar
- 6 6 Lead-Unipolar (or Bipolar)

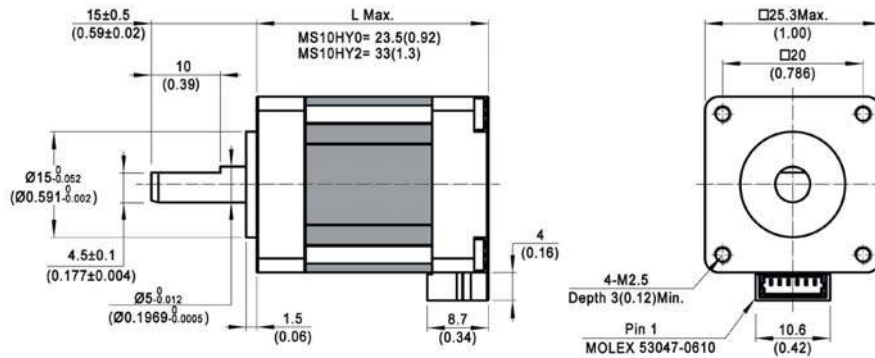
MS10HY - 4 Lead Bi-Polar

Length	Model Number	Connect	Rated Current	Holding Torque		Winding		Detent Torque		Rotor Inertia		Motor Weight	
				Amps (mounted)	Nm Typ.	oz-in TYP.	@20°C	Typ.	mNm	oz-in	g cm ²	oz-in ²	kg
23.5 mm (0.92 in.)	MS10HY0F4025	F	0.25	0.045	6.4	44	29	2.5	0.35	2	0.011	0.05	0.11
	MS10HY0F4040	F	0.4	0.045	6.4	16.9	11.5						
	MS10HY0F4060	F	0.6	0.045	6.4	6.9	5.1						
	MS10HY0F4090	F	0.9	0.045	6.4	3.1	2.2						
33 mm (1.3 in.)	MS10HY2F4029	F	0.29	0.086	12.0	37	40	3.5	0.5	5	0.027	0.085	0.19
	MS10HY2F4052	F	0.52	0.086	12.0	11	12.8						
	MS10HY2F4070	F	0.7	0.086	12.0	6	6.9						
	MS10HY2F4100	F	1	0.086	12.0	3	3.5						

Dimensions: mm (in)

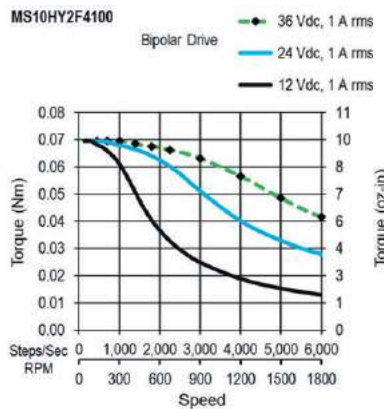
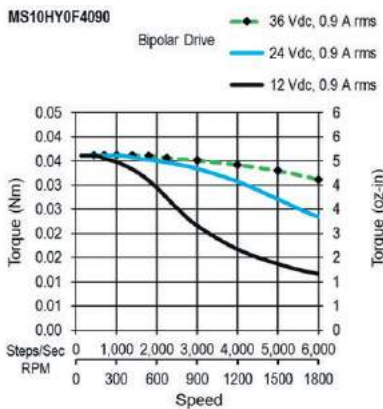
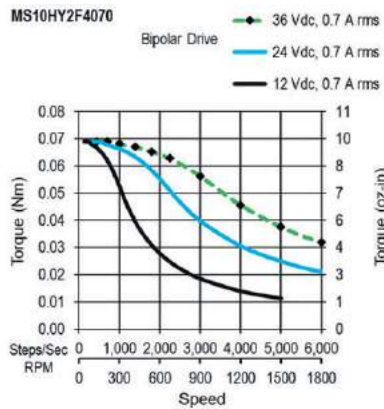
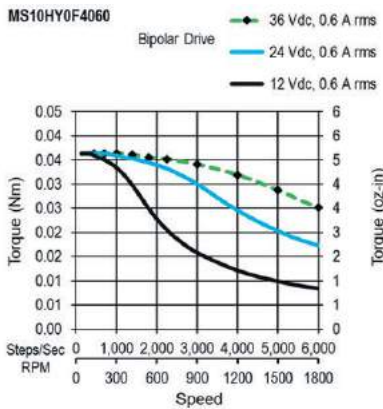
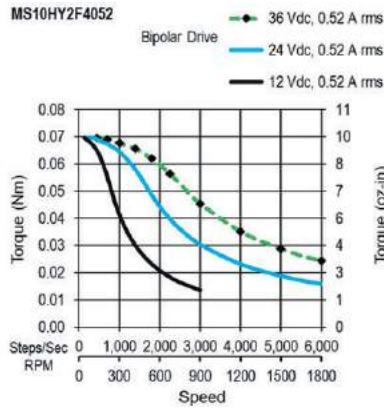
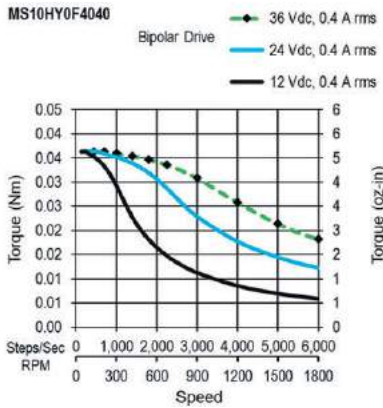
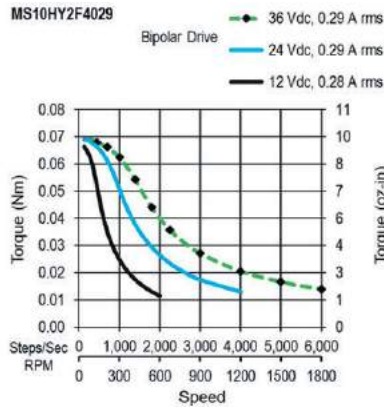
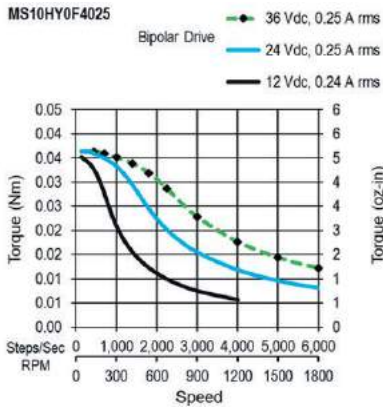


Mating Connector with 4 Leads: 300 (12) long
(order separately) Part Number: 4634 1402 07814



MS10HY0-Bipolar

MS10HY2-Bipolar



Antriebstechnik GmbH

Starkenburgerstr. 6 * 64546 Mörfelden

Tel.:06105 24044 * Fax:06105 25593

info@color-technik.net

www.color-technik.net