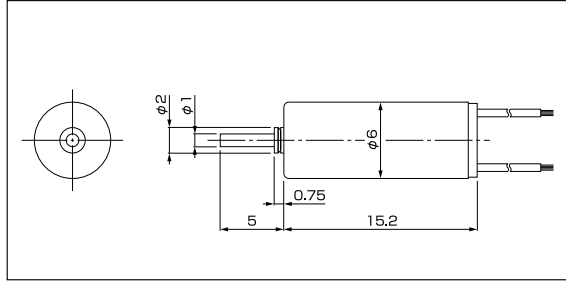


A6 series

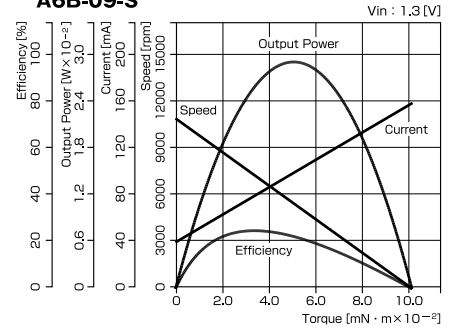
DC CORELESS MOTOR

VERY LOW INERTIA
HIGH SPEED SHUTTER APPLICATIONS
3 SEGMENTS AT COLLECTOR

ANGEBOT ANFORDERN
Bitte hier klicken



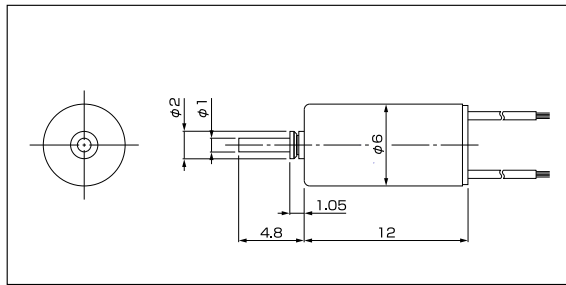
Characteristic Curve A6B-09-S



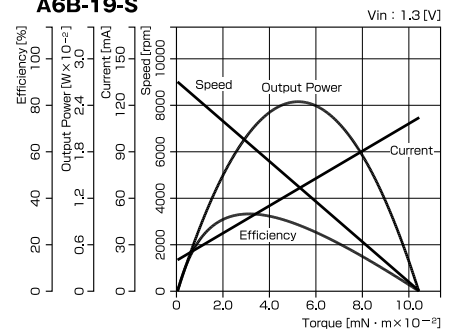
Typical applications

- Actuator
- High grade toy

	Rated Voltage	No Load Speed	No Load Current	Stall Current	Terminal Resistance	Stall Torque	Starting Voltage	Max. Efficiency	Max. Power	Rotor Inertia	Mech. Time Constant	Weight
	V	rpm	mA	mA	Ω	mN · m	V	%	W	g · cm ²	m · sec	g
A6B-09-S	1.3	11,000	40	160	8.1	0.102	0.3	25.0	0.029	0.010	11.0	1.9



Characteristic Curve A6B-19-S



Typical applications

- Actuator
- High grade toy
- Industrial equipment

	Rated Voltage	No Load Speed	No Load Current	Stall Current	Terminal Resistance	Stall Torque	Starting Voltage	Max. Efficiency	Max. Power	Rotor Inertia	Mech. Time Constant	Weight
	V	rpm	mA	mA	Ω	mN · m	V	%	W	g · cm ²	m · sec	g
A6B-19-S	1.3	9,000	20	112	11.6	0.104	0.2	33.3	0.025	0.013	12.0	1.5